

**Down By
The Bay**

Down by the bay,
Where the
watermelons grow,
Back to my home,
I dare not go.
For if I do,
My mother would say,
Have you ever seen:

Cut out each layer of the flip book. Place all the layers together with the shortest on the top to the longest on the bottom. Glue or staple together to make a booklet.



A fox wearing
socks?



A bear with a
bow in its hair?



A cat wearing
a hat?



A fly wearing
a tie?

Cut out each layer of the flip book. Place all the layers together with the shortest on the top to the longest on the bottom. Glue or staple together to make a booklet.



An elf sitting
on a shelf?

Handwriting practice lines consisting of four sets of solid top and bottom lines with a dashed midline.


**MY OWN
RHYME!**

DOWN by the Bay

Down by the bay, where the watermelons grow,
Back to my home, I dare not go.

For if I do, my mother would say, have you ever seen:

Handwriting practice lines consisting of a solid top line, a dashed middle line, and a solid bottom line. There are seven sets of these lines for writing practice.



by



Color & Rhyme

Name: _____

Directions: Find the rhyming pairs and color them the same color.




Write a Rhyme

Name: _____


Directions: Write a rhyming word on the dotted line. Draw a picture of your rhyme.




jet rhymes with _____




top rhymes with _____



jar rhymes with _____



sun rhymes with _____



Spin a Rhyme Bingo

Name: _____

Directions: Spin, then color a word on the chart that matches the rhyme your spinner lands on. Continue until you have five in a row.



bet	tin	rat	fun
pet	win	cat	run
vet	fin	sat	bun
set	bin	hat	nun
wet	pin	mat	sun
-et	-in	-at	-un

